

SLC ADAPT2

On-line double-conversion modular rack UPS 10 to 450 kW

SLC ADAPT2: Modularity, optimisation and efficiency in electrical safety for data centres

Salicru's **SLC ADAPT2** series UPSs are on-line double-conversion modular solutions for superior electrical protection, featuring DSP control and three-level IGBT technology.

Modularity: The range of modules available -10 and 15 kW- together with the different configurable systems -2, 3, 4 and 6 modules per system- enables adaptation to any environment, with the option of paralleling systems to achieve greater protection or increased power. Preventative diagnosis and frontal extraction of the modules drastically reduces intervention times (MTTR) and increases the availability of the system.

Optimisation: High power density, modules occupying only 2U of height require less space in data centres and reduce installation costs. Moreover, expenditure can be optimised by simply adding new modules in line with the pace of growth of the data centre.

Efficiency: The modules with a unity output power factor ($kVA = kW$) operate with an efficiency of 95-96% and a very flat performance curve for all working modes, resulting in less exertion when cooling and significant energy savings. They also feature various operating modes (Eco-mode, Hibernation, Smart-Efficiency, etc.), which further increase the performance and efficiency of the system.



Applications: Scalable protection for better adaptation to growing needs

Salicru's **SLC ADAPT2** series modular solutions ensure reliability, quality and continuity and provide improved protection for small and medium-power data centres, both modular and virtualised, as well as IT infrastructures and applications for associated critical processes, avoiding the enormous costs resulting from interruptions in the operation of data centres.

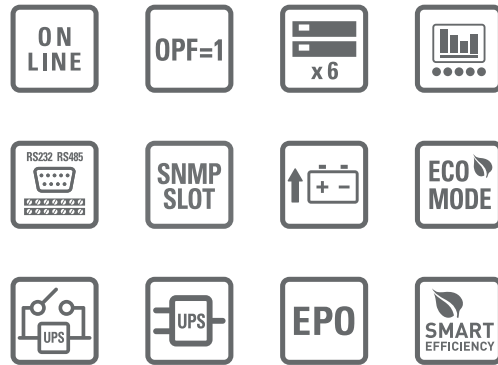


SALICRU
SMART
SOLUTIONS

SALICRU

Performances

- Modular on-line double-conversion UPS solutions.
- Output power factor PF=1 (kVA=kW).
- High power density with 10 and 15 kW modules occupying only 2U of height.
- Maximum flexibility with 2, 3, 4 and 6 module systems.
- Parallel growth, up to 450 kW.
- Hot-pluggable and swappable plug & play modules.
- Input power factor >0.99.
- Flexible configurations 1/1, 1/3, 3/1 and 3/3.⁽¹⁾
- Models at 120/127 V and 3x208/220 V.⁽²⁾
- 7" LCD colour touchscreen, LEDs an keypad.
- On-line mode efficiency of up to 96%.
- Eco-mode operation for improved efficiency.
- Smart hibernation mode to extend the life of the modules.
- Smart charger of up to 20% of the power of the system.
- RS-232, RS-485 and potential-free contact communication channels.
- Smart slots for Nimbus SNMP and parallel kit.
- Multi-platform management and monitoring software.
- SLC Greenergy solution.

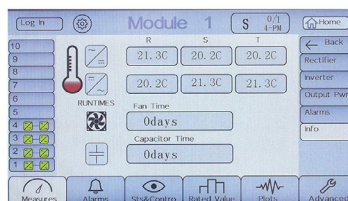
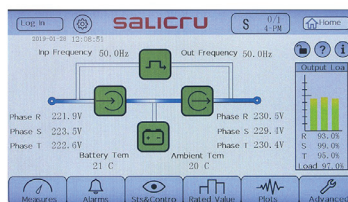


(1) For systems with 10 kW modules.

(2) The power of the modules is 6 and 9 kVA/kW, respectively.

Display

- 7" colour touchscreen.
- Large touchpanel display that provides status information and useful records.



Built-in cabinet

Possibility of assembling the module systems in 1100/1600/2000 mm high cabinets with or without batteries included. Batteries can also be installed in additional cabinets.




Range

MODULES	CODE	POWER (VA / W)	DIMENSIONS (D × W × H mm)	WEIGHT (Kg)
SLC ADAPT2 10	694AB000008	10000 / 10000	590 × 436 × 85	15.3
SLC ADAPT2 15	694AB000009	15000 / 15000	590 × 436 × 85	15.5

SYSTEMS	CODE	NO. MODULES (#)	MODULE POWER (VA / W)	MAX. POWER. (VA / W)	DIMENSIONS (D × W × H mm)	WEIGHT (Kg)
SLC-#/10-ADAPT2 20	6940Q000046	1 a 2	10000 / 10000	20000 / 20000	612 × 485 × 309	57 ÷ 73
SLC-#/10-ADAPT2 40	6940Q000047	1 a 4	10000 / 10000	40000 / 40000	612 × 485 × 485	66 ÷ 112
SLC-#/10-ADAPT2 60	6940Q000048	1 a 6	10000 / 10000	60000 / 60000	751 × 485 × 1033	100 ÷ 177
SLC-#/15-ADAPT2 30	6940Q000059	1 a 2	15000 / 15000	30000 / 30000	612 × 485 × 309	58 ÷ 73
SLC-#/15-ADAPT2 45	6940Q000060	1 a 3	15000 / 15000	45000 / 45000	612 × 485 × 485	71 ÷ 104
SLC-#/15-ADAPT2 90	6940Q000061	1 a 6	15000 / 15000	90000 / 90000	751 × 485 × 1033	101 ÷ 178

Dimensions: Batteries located in additional cabinets. Replace # with the number of system modules.
 Nomenclature, dimensions and weights for devices with input voltage 3 x 400 V, output voltage 3 x 400 V.
 19" rack format for 2 and 4 slot systems.

Dimensions



SLC ADAPT2 10
SLC ADAPT2 15



SLC-#/10-ADAPT2 20
SLC-#/15-ADAPT2 30



SLC-#/10-ADAPT2 40
SLC-#/15-ADAPT2 45



SLC-#/10-ADAPT2 60
SLC-#/15-ADAPT2 90

Technical specifications

MODEL		SLC ADAPT2	
Module power (VA/W)		10000 / 10000	15000 / 15000
TECHNOLOGY		On-line double-conversion, HF, DSP control	
INPUT	Rated single phase voltage	120/127/220/230/240 V ⁽¹⁾	Not available
	Rated three-phase voltage (3F+N)	3x208/220/380/400/415 V ⁽¹⁾	3x380/400/415 V
	Voltage range	-40% +15% ⁽²⁾	
	Frequency range	40 - 70 Hz	
	Total harmonic distortion (THDi)	≤4%	
	Power factor	>0,99	
OUTPUT	Power factor	1	
	Single phase rated voltage	120/127/220/230/240 V ⁽¹⁾	Not available
	Rated three-phase voltage (3F+N)	3x208/220/380/400/415 V ⁽¹⁾	3x380/400/415 V
	Static accuracy	±1%	
	Total harmonic distortion (THDv)	≤1% linear load; <5.5% non-linear load	
	Frequency	50 / 60 Hz	
	Total performance in On-line mode	95%	
	Performance in Smart Eco-mode	98%	
	Admissible overloads	<110% for 1 hour / <125% for 10 min / <150% for 1 min / >150% for 200 ms	
MANUAL BYPASS	Type	Uninterrupted ⁽³⁾	
STATIC BYPASS	Type	Static thyristor	
	Transfer time (ms)	0 ms (adjustable)	
	Voltage range	-40% +25% ⁽²⁾	
	Admissible overloads	<110% permanent / <150% for 1 min	
BATTERY	Battery type	Pb-Ca, lead acid, gel, Ni-Cd, Li-Ion	
	Charger bus voltage	Configurable between +/-192 and +/-264 VDC ⁽⁴⁾	
	Charger maximum power (W)	20% of total system power	
COMMUNICATION	Display	7" touchscreen, LEDs and keypad	
	Ports	RS-232, RS-485 and relays	
	Intelligent slot	1 × Nimbus SNMP/1 × extended relays	
GENERAL	Operating temperature	0° C ÷ +40° C	
	Relative humidity	Up to 95%, non-condensing	
	Maximum operating altitude	2,400 masl ⁽²⁾	2,400 masl ⁽⁵⁾
	Acoustic noise at 1 metre	<56 dB(A)	
SYSTEMS	Maximum no. modules per system	2, 4, o 6	2, 3, o 6
	Maximum power per system (kVA)	20, 40, 60	30, 45, 90
	Maximum no. modules systems	30	
	Maximum power per parallel system (kVA)	300	450
STANDARDS	Safety	EN-IEC 62040-1	
	Railway	EN 50121-4 / EN50121-5	
	Electromagnetic compatibility (EMC)	EN-IEC 62040-2	
	Operation	VFI-SS-111 (EN-IEC 62040-3)	
	Quality and environmental management	ISO 9001 & ISO 14001	

(1) Power degradation for 120/127 V or 3x208/220 V models.

(2) Depending on charge.

(3) Only for IP20 devices.

(4) For 3x220V devices the charger bus voltage is different; Request information.

(5) Power degradation for higher altitudes, up to a maximum of 5,000 masl.



@salicru_en



www.linkedin.com/company/salicruen/